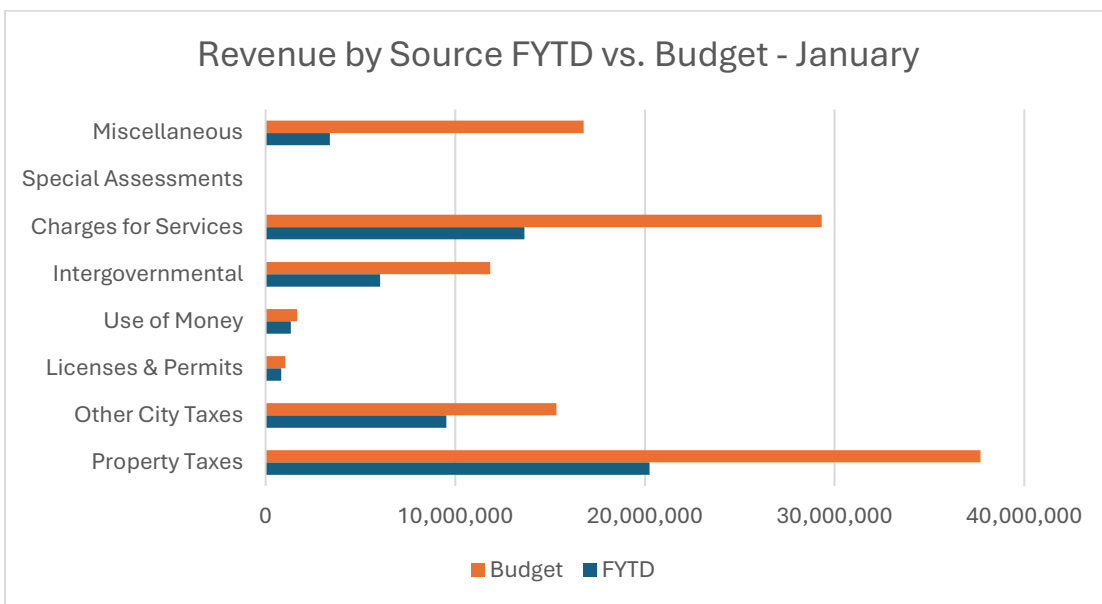
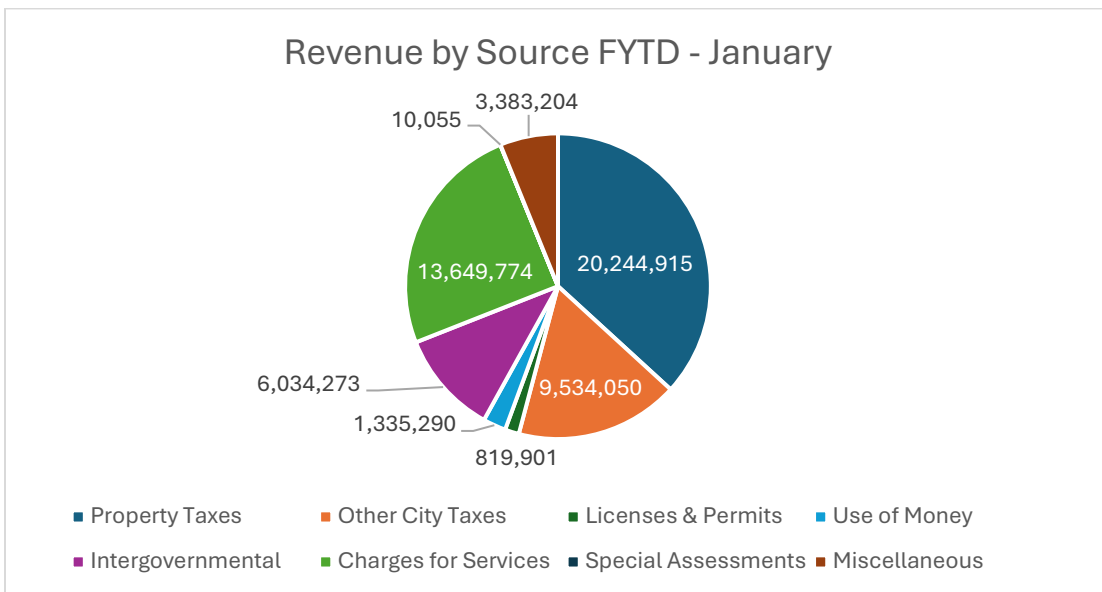


Total Revenue by Source

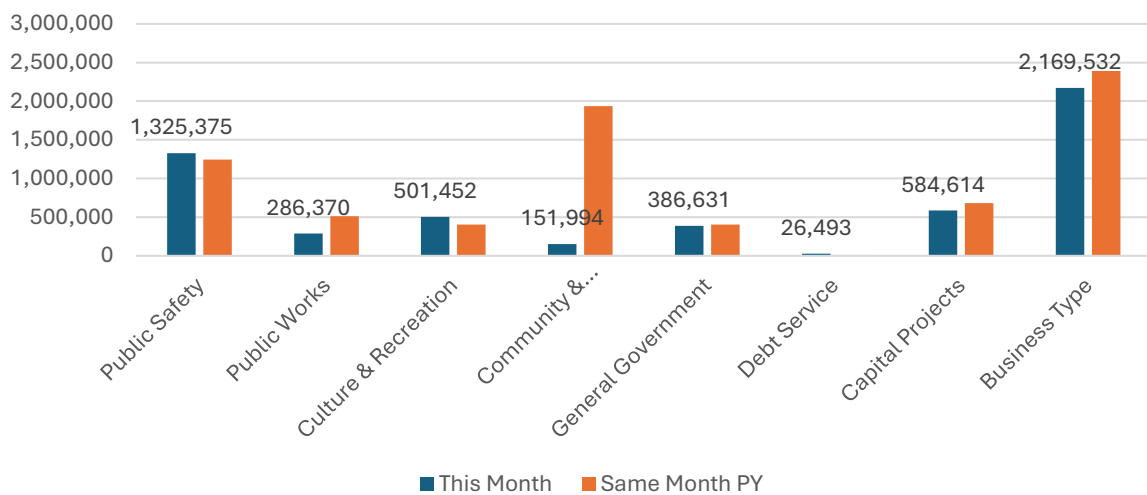
	This Month	Same Month PY	FYTD	Budget	% of Budget
Property Taxes	322,403	204,208	20,244,915	37,693,585	54%
Other City Taxes	835,616	1,100,177	9,534,050	15,328,893	62%
Licenses & Permits	53,244	51,943	819,901	1,052,000	78%
Use of Money	159,756	223,608	1,335,290	1,664,270	80%
Intergovernmental	536,891	1,408,086	6,034,273	11,846,888	51%
Charges for Services	3,306,398	2,934,920	13,649,774	29,324,817	47%
Special Assessments	0	0	10,055	14,000	72%
Miscellaneous	266,786	343,393	3,383,204	16,775,628	20%
	5,481,094	6,266,336	55,011,461	113,700,081	48%



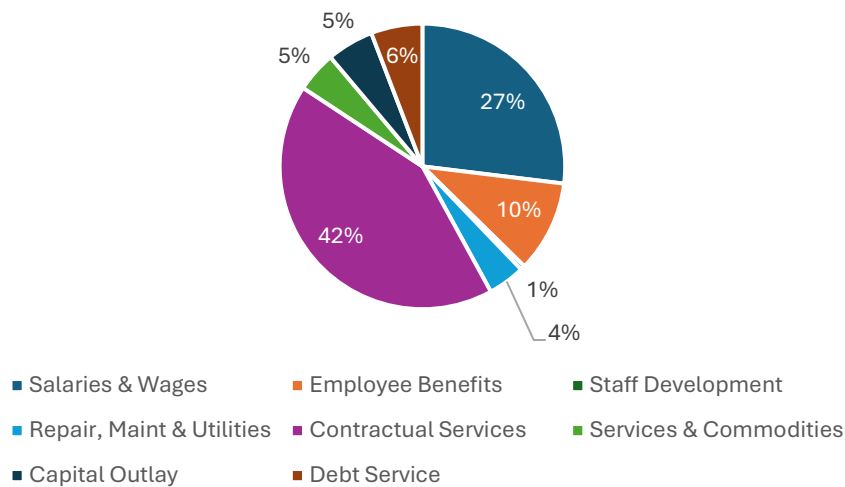
Total Expenditures by Function

	This Month	Same Month PY	FYTD	Budget	% of Budget
Public Safety	1,325,375	1,243,911	9,811,581	17,352,289	57%
Public Works	286,370	513,745	2,301,340	4,177,349	55%
Culture & Recreation	501,452	403,443	4,031,735	7,131,533	57%
Community & Economic Development	151,994	1,935,625	2,745,197	5,319,368	52%
General Government	386,631	404,236	3,132,290	6,275,571	50%
Debt Service	26,493	11,808	2,850,861	15,612,930	18%
Capital Projects	584,614	683,443	14,852,486	28,515,359	52%
Business Type	2,169,532	2,392,726	15,730,458	31,753,742	50%
	5,432,460	7,588,937	55,455,948	116,138,141	48%

Expenditures by Function - January



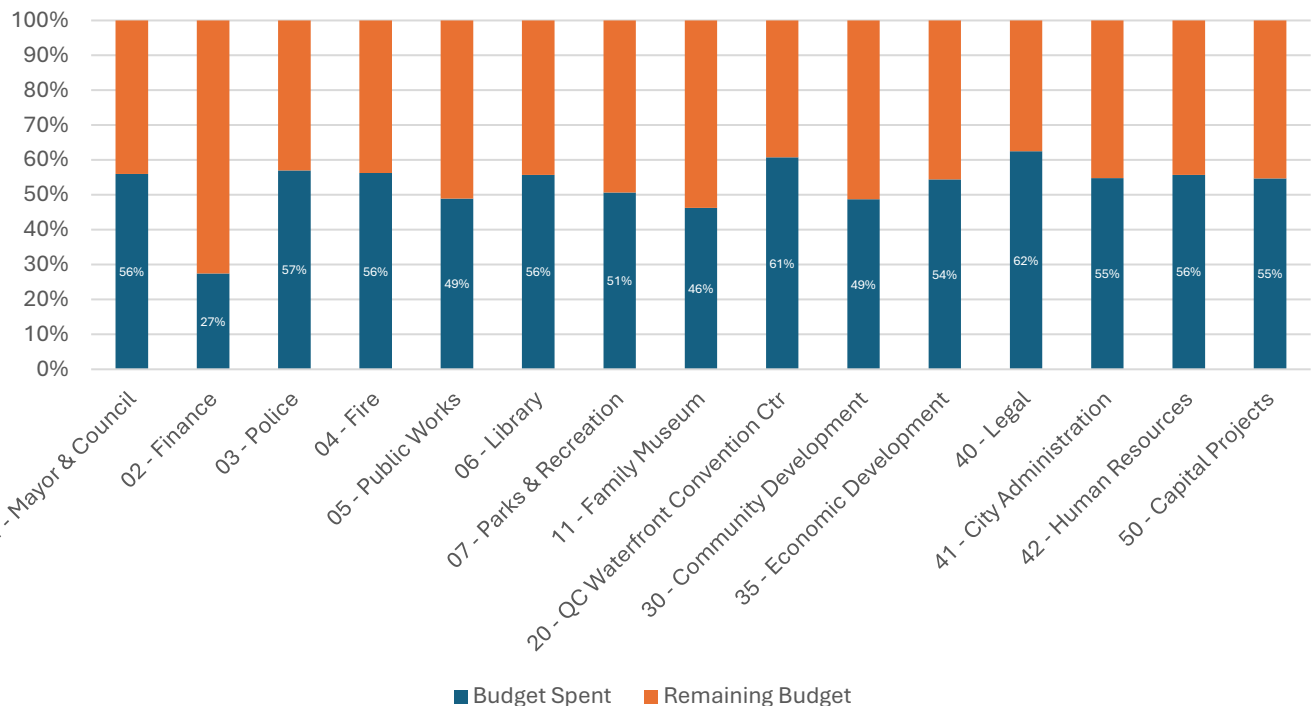
Expenditures by Category FYTD - January



Total Expenditures by Department

	This Month	Same Month PY	FYTD	Budget	Budget Spent	Remaining Budget
01 - Mayor & Council	744,981	573,176	5,169,204	9,233,411	56%	44%
02 - Finance	533,101	540,426	7,084,675	25,775,451	27%	73%
03 - Police	729,890	722,827	5,652,500	9,912,992	57%	43%
04 - Fire	530,510	464,921	3,669,908	6,526,656	56%	44%
05 - Public Works	1,388,770	1,694,605	9,972,128	20,379,972	49%	51%
06 - Library	308,704	287,270	2,364,886	4,242,091	56%	44%
07 - Parks & Recreation	210,529	180,673	2,093,416	4,130,693	51%	49%
11 - Family Museum	159,241	207,517	1,245,175	2,690,542	46%	54%
20 - QC Waterfront Convention Ctr	106,628	119,327	1,067,543	1,755,500	61%	39%
30 - Community Development	141,718	128,715	1,058,198	2,170,299	49%	51%
35 - Economic Development	111,673	1,891,731	2,351,421	4,320,838	54%	46%
40 - Legal	41,019	33,485	277,316	443,728	62%	38%
41 - City Administration	40,784	46,351	316,303	576,980	55%	45%
42 - Human Resources	36,562	31,898	304,691	547,006	56%	44%
50 - Capital Projects	348,350	666,016	12,828,585	23,431,982	55%	45%
	5,432,460	7,588,937	55,455,948	116,138,141	48%	52%

% of Budget Spent YTD by Department - January



City of Bettendorf**Finance Summary****Month Ended 1/31/25**

Mayor & Council (General Fund Only)	Account Description	Adopted Budget	Actual	Encumb.	(Over)/Under Budget	% Spent YTD
1001-0101-51001	Regular Full Time	17,693	9,847.05	0.00	7,845.95	55.66%
1001-0101-51002	Regular Part-Time	100,423	55,445.36	0.00	44,977.64	55.21%
1001-0101-51004	Overtime	750	545.43	0.00	204.57	72.72%
1001-0101-51027	Sick Leave Buyback	100	63.00	0.00	37.00	63.00%
1001-0101-52001	Fica-City Contribution	1,150	1,358.16	0.00	-208.16	118.10%
1001-0101-52002	Medicare-City Contributn	720	960.66	0.00	-240.66	133.43%
1001-0101-52003	Ipers-City Contribution	11,221	5,198.00	0.00	6,023.00	46.32%
1001-0101-52005	City Funded Deferred Comp	354	202.92	0.00	151.08	57.32%
1001-0101-52006	Group Insurance	3,985	2,096.39	0.00	1,888.61	52.61%
1001-0101-53001	Association Dues	100	0.00	0.00	100.00	0.00%
1001-0101-53002	Subscriptns & Educatn Mat	0	423.07	0.00	-423.07	
1001-0101-53004	Meetings & Conferences	28,000	11,048.58	0.00	16,951.42	39.46%
1001-0101-55013	Payment To Other Agencies	765,000	503,715.90	0.00	261,284.10	65.85%
1001-0101-55019	Information Services Chrg	29,421	25,997.83	0.00	3,423.17	88.36%
1001-0101-55031	Contingency	2,500	0.00	0.00	2,500.00	0.00%
1001-0101-55072	Other Professional Servic	50,000	31,462.40	0.00	18,537.60	62.92%
1001-0101-55082	Homebase Warranty Expense	0	900.00	0.00	-900.00	
1001-0101-56004	Minor Equipment	500	102.72	0.00	397.28	20.54%
1001-0101-56006	Office Supplies	200	111.85	0.00	88.15	55.93%
1001-0101-56007	Operating Supplies	42,500	34,283.38	0.00	8,216.62	80.67%
1001-0101-56008	Postage & Shipping	2,000	0.00	0.00	2,000.00	0.00%
1001-0101-56033	Public Appreciation	25,000	15,778.73	0.00	9,221.27	63.11%
Total		1,081,617	699,541	0	382,075.57	64.68%